

Ginners Seed Cotton Verification User Manual

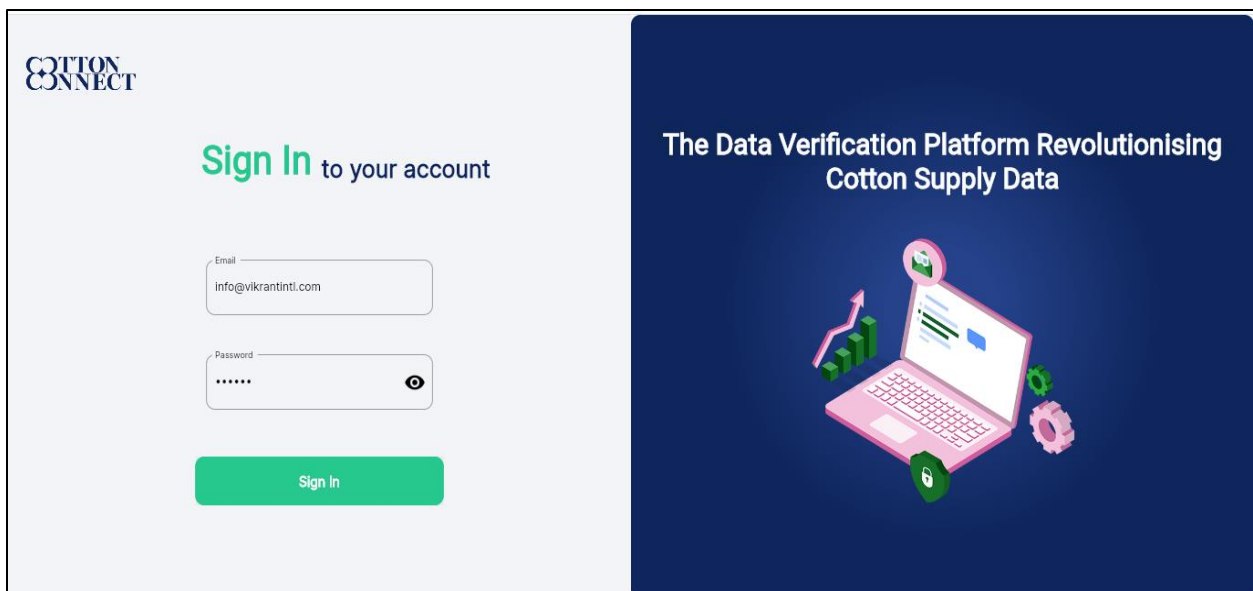
Step 1

- Open a Web Browser Like Chrome or Firefox, and Enter the below URL to the browser to visit the CottonConnect Website:

<https://cottonconnectautomate.com/login>

Step 2

- On the home page, user will see the below sign-in window.
- Enter your user credentials in the form and click on the "Sign In" button.



The screenshot displays the Cotton Connect login interface. On the left, a light blue sidebar contains the 'COTTON CONNECT' logo at the top. Below it, the text 'Sign In to your account' is shown, with 'Sign In' in green. Underneath are two input fields: 'Email' with the value 'info@vikrantintl.com' and 'Password' with masked characters and a toggle icon. A green 'Sign In' button is at the bottom of the form. The right side of the page has a dark blue background with the text 'The Data Verification Platform Revolutionising Cotton Supply Data' in white. Below this text is an illustration of a laptop with a bar chart, a gear, and a shield icon.

Step 3

- On successful login, user can see the log-in successful alert.
- After the first-time login, user can see the procurement page as shown in below with your Ginning factory name.
- User can start to create procurement request by clicking on "Create New Request" tab.

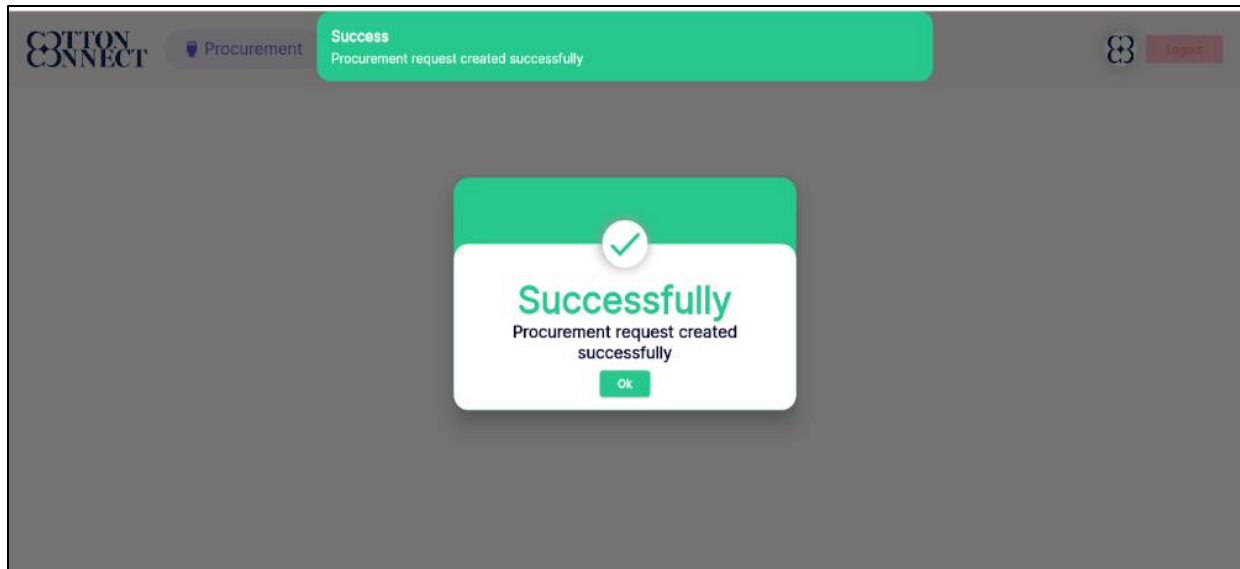


Step 4

- After clicking on 'Create New Request' tab, the below shown window will open.
- To create 'new procurement requests,' user can select assigned district, programme, and brand from the drop-down lists.
- After entering all proper details, click on the "Save & Next" tab.

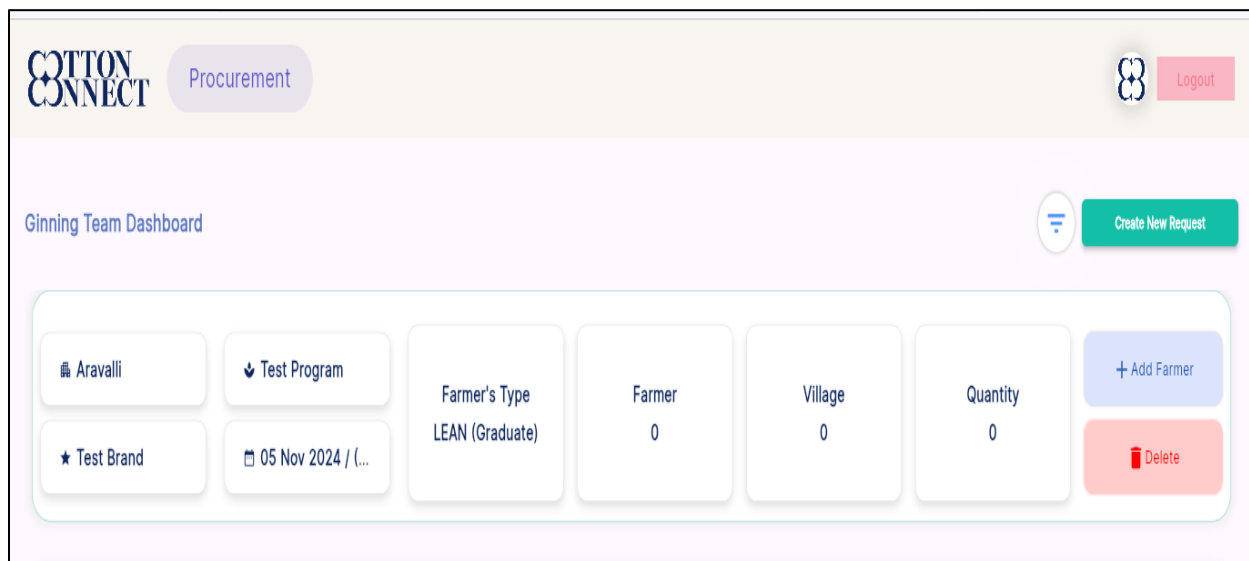
Step 5

- Now user can see the 'Procurement request created successfully' alert as shown below.



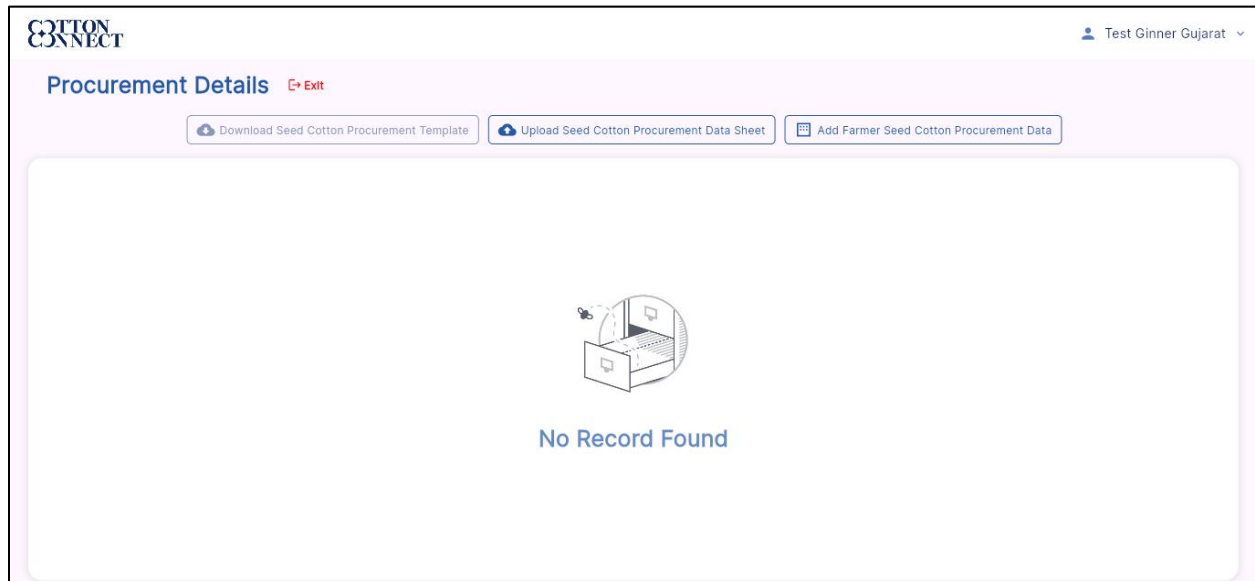
Step 6

- After clicking on the "OK" tab on the 'Procurement request created successfully' alert
- User can see the below page with newly created request and chosen details like district, programme, brand, and date of procurement request created
- User can now click on the "Add Farmer" tab to add farmers for procurement, or can delete this request if user want by clicking on the "Delete" tab



Step 7

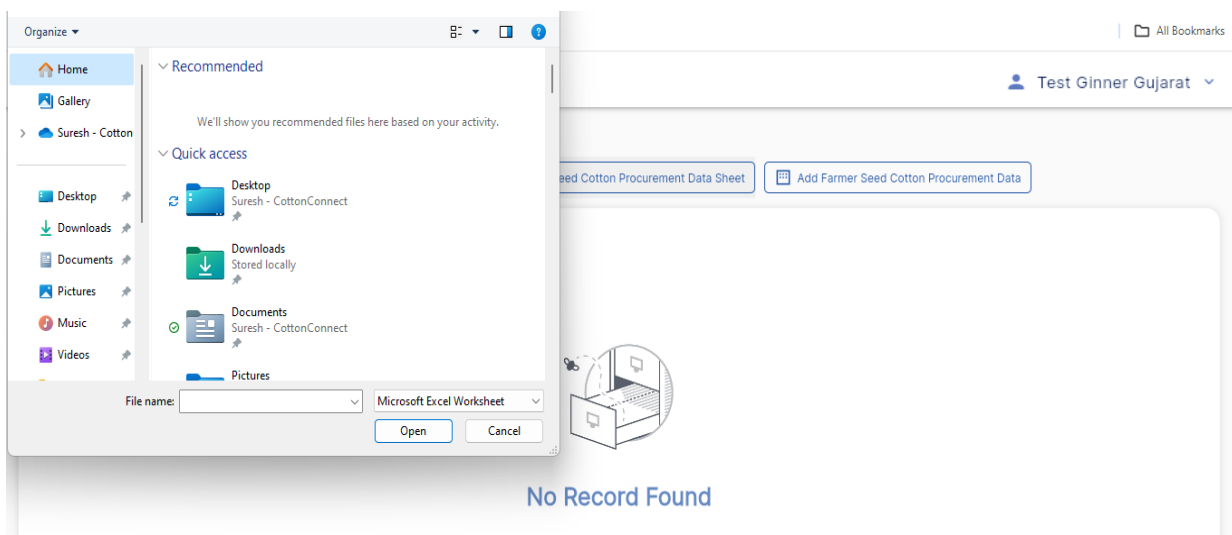
- After clicking on the "Add Farmer" tab, the below page will open.
- User can download the 'Seed Cotton Procurement' template; an Excel file will be downloaded to user device.
- User can enter the farmer's procurement details in the downloaded Excel file and save the file on your device (don't change format /don't add new column or edit headings)



Step 8

- User can upload procurement data by clicking on 'Upload Seed Cotton Procurement Data Sheet' option

Note: Only data files as per the given template can be uploaded.



Step 9

- If the data file is as per the format, the 'farmer uploaded successfully' alert will appear.
- Now user can see all added farmer procurement data.
- User can edit individual farmer data by clicking on three dots in the action column. User can also select individual or all farmers on that page if want to delete farmers

COTTON
CONNECT

Test Ginner Gujarat

Procurement Details

Exit

Download Seed Cotton Procurement Template

Upload Seed Cotton Procurement Data Sheet

Add Farmer Seed Cotton Procurement Data

Final Submit

Test Brand	Test Progr...	2023-2024	IND	Gujarat	Aravalli	Test Ginne...		
Brand	Program	Season	Country	State	District	Ginner		
<input type="checkbox"/>	Actor	Date	Taluka/Block/Tehsil	Village	Farmer Name	Farmer Code	Qty. Purchased (Kg)	Rate
<input type="checkbox"/>	:	16-10-2024	Bayad	Bhaipur	Madhuben Zala	INGUARBAB H-2020-001	500	72.75
<input type="checkbox"/>	:	16-10-2024	Bayad	Bhaipur	Rajuba Zala	INGUARBAB H-2020-0...	470	72.75
<input type="checkbox"/>	:	16-10-2024	Bayad	Bhaipur	Ashaben Zala	INGUARBAB H-2020-015	600	72.75
<input type="checkbox"/>	:	16-10-2024	Bayad	Bhaipur	Sajanaben Zala	INGUARBAB H-2020-018	1420	72.75
<input type="checkbox"/>	:	16-10-2024	Bayad	Bhaipur	Rinkuben Zala	INGUARBAB H-2020-0...	500	72.75
<input type="checkbox"/>	:	16-10-2024	Bayad	Bhaipur	Parasben Zala	INGUARBAB H-2020-0...	990	72.75
<input type="checkbox"/>	:	16-10-2024	Bayad	Bhaipur	Taraben Zala	INGUARBAB	505	72.75

Step 10

- User also can use other options to add individual farmers from specific villages
- Click on the “Add Farmer Seed Cotton Procurement Data” tab.

Test Ginner Gujarat

Procurement Details

[Exit](#)

[Download Seed Cotton Procurement Template](#)
[Upload Seed Cotton Procurement Data Sheet](#)
[Add Farmer Seed Cotton Procurement Data](#)

No Record Found

Step 11

- Add Farmer Seed Cotton Procurement Data page will open

Step 12

- User can now select the village from which he wants to add farmers for procurement.

Step 13

- After selecting the village from the drop-down list, the farmer list will be visible for the selected village.
- User can see the checkboxes in front of every farmer entry. So, user can choose the multiple farmers as per procurement to add to the request using the checkboxes.

+ Add Farmer Seed Cotton Procurement Data Back

Farmer Name Search

2023-2024 Season | IND Country | Gujarat State | Aravalli District | Test Brand Brand | Test Progr... Program | Test Ginne... Ginner | Select Village Bhaipur

<input type="checkbox"/>	Date	Taluka/Block/Tehsil	Village	Farmer Name	Farmer Code	Qty. Purchased (Kg)	Rate	Grade	Total Amount
<input type="checkbox"/>		Bayad	Bhaipur	Madhuben Zala	INGUARBABH-2020-001				0
<input type="checkbox"/>		Bayad	Bhaipur	Kallashben Zala	INGUARBABH-2020-002				0
<input type="checkbox"/>		Bayad	Bhaipur	Kokliaben Zala	INGUARBABH-2020-003				0
<input type="checkbox"/>		Bayad	Bhaipur	Ranjanben Zala	INGUARBABH-2020-004				0
<input type="checkbox"/>		Bayad	Bhaipur	Rinkuben Zala	INGUARBABH-2020-005				0
<input type="checkbox"/>		Bayad	Bhaipur	Kankuben Zala	INGUARBABH-2020-006				0
<input type="checkbox"/>		Bayad	Bhaipur	Kiranben Zala	INGUARBABH-2020-007				0

Step 14

- After selecting the farmers, user can now enter the date of procurement for each farmer

+ Add Farmer Seed Cotton Procurement Data Back

Farmer Name Search

2023-2024 Season | IND Country | Gujarat State | Aravalli District | Test Brand Brand | Test Progr... Program | Test Ginne... Ginner | Select Village Bhaipur

<input type="checkbox"/>	Date	Taluka/Block/Tehsil	Village	Farmer Name	Farmer Code	Qty. Purchased (Kg)	Rate	Grade	Total Amount
<input checked="" type="checkbox"/>	Select Date	Bayad	Bhaipur	Madhuben Zala	INGUARBABH-2020-001				
<input checked="" type="checkbox"/>	Select Date	Bayad	Bhaipur	Kallashben Zala	INGUARBABH-2020-002				
<input checked="" type="checkbox"/>	Select Date	Bayad	Bhaipur	Kokliaben Zala	INGUARBABH-2020-003				
<input checked="" type="checkbox"/>	Select Date	Bayad	Bhaipur	Ranjanben Zala	INGUARBABH-2020-004				
<input checked="" type="checkbox"/>	Select Date	Bayad	Bhaipur	Rinkuben Zala	INGUARBABH-2020-005				
<input checked="" type="checkbox"/>	Select Date	Bayad	Bhaipur	Kankuben Zala	INGUARBABH-2020-006				
<input type="checkbox"/>		Bayad	Bhaipur	Kiranben Zala	INGUARBABH-2020-007				

Select date: Tue, Nov 5

Step 15

- Select dates as seen below, and then enter the seed cotton quantity purchased (kg) rate, grade etc

COTTON CONNECT Test Ginner Gujarat

+ Add Farmer Seed Cotton Procurement Data Back

1 2 3 4 5 6 7 8 > Search

2023-2024 IND Gujarat Aravalli Test Brand Test Progr... Test Ginne...
Season Country State District Brand Program Ginner

Select Village Bhaipur

Add Procurement

<input type="checkbox"/>	Date	Taluka/Block/Tehsil	Village	Farmer Name	Farmer Code	Qty. Purchased (Kg)	Rate	Grade
<input checked="" type="checkbox"/>	01-11-2024	Bayad	Bhaipur	Madhuben Zala	INGUARBABH-2020-001	800	70	A
<input checked="" type="checkbox"/>	16-10-2024	Bayad	Bhaipur	Kallashben Zala	INGUARBABH-2020-002	500	65	B
<input checked="" type="checkbox"/>	24-10-2024	Bayad	Bhaipur	Koklaben Zala	INGUARBABH-2020-003	600	70	A
<input checked="" type="checkbox"/>	14-10-2024	Bayad	Bhaipur	Ranjanben Zala	INGUARBABH-2020-004	450	69	A
<input checked="" type="checkbox"/>	31-10-2024	Bayad	Bhaipur	Rinkuben Zala	INGUARBABH-2020-005	550	70	A
<input checked="" type="checkbox"/>	26-10-2024	Bayad	Bhaipur	Kankuben Zala	INGUARBABH-2020-006	200	70	A
<input type="checkbox"/>		Bayad	Bhaipur	Kiranben Zala	INGUARBABH-2020-007			

Step 16

- Also, enter the details like transport vehicle, payment method, agent name, agent contact number, agent type from drop-down.

COTTON CONNECT Test Ginner Gujarat

+ Add Farmer Seed Cotton Procurement Data Back

1 2 3 4 5 6 7 8 > Search

2023-2024 IND Gujarat Aravalli Test Brand Test Progr... Test Ginne...
Season Country State District Brand Program Ginner

Select Village Bhaipur

Add Procurement

Used	Rate	Grade	Total Amount	Transport Vehicle	Payment Method	Agent Name	Agent Contact	Agent / Sub Agent
<input type="checkbox"/>	70	A	56000	GJ01AB1234	<small>Select Payment Method</small> Cash	Test A	123456789	<small>Select Agent Type</small> Agent
<input type="checkbox"/>	65	B	32500	GJ01AR1234	<small>Select Payment Method</small> Cash	Test B	123456789	<small>Select Agent Type</small> Sub Agent
<input type="checkbox"/>	70	A	42000	GJ01AR5678	<small>Select Payment Method</small> Online Payment	Test A	123456789	<small>Select Agent Type</small> Agent
<input type="checkbox"/>	69	A	31050	GJ01AR8901	<small>Select Payment Method</small> Online Payment	Test A	123456789	<small>Select Agent Type</small> Agent
<input type="checkbox"/>	70	A	38500	Test5	<small>Select Payment Method</small> Cash	Test B	123456789	<small>Select Agent Type</small> Sub Agent
<input type="checkbox"/>	70	A	14000	Test6	<small>Select Payment Method</small> Cash	Test C	123456789	<small>Select Agent Type</small> Agent
			0					

Step 17

- After entering all the details and selecting farmers, the 'Add Procurement' tab will appear, click on the tab to add procurement.

COTTON CONNECT Test Ginner Gujarat

+ Add Farmer Seed Cotton Procurement Data Back

1 2 3 4 5 6 7 8 > Search

2023-2024 IND Gujarat Aravalli Test Brand Test Progr... Test Ginne...
Season Country State District Brand Program Ginner

Select Village
Bhaipur

Add Procurement

<input type="checkbox"/>	Date	Taluka/Block/Tehsil	Village	Farmer Name	Farmer Code	Qty. Purchased (Kg)	Rate	Grade
<input checked="" type="checkbox"/>	01-11-2024	Bayad	Bhalpur	Madhuben Zala	INGUARABH-2020-001	800	70	A
<input checked="" type="checkbox"/>	16-10-2024	Bayad	Bhalpur	Kallashben Zala	INGUARABH-2020-002	500	65	B
<input checked="" type="checkbox"/>	24-10-2024	Bayad	Bhalpur	Koklaben Zala	INGUARABH-2020-003	600	70	A
<input checked="" type="checkbox"/>	14-10-2024	Bayad	Bhalpur	Ranjanben Zala	INGUARABH-2020-004	450	69	A
<input checked="" type="checkbox"/>	31-10-2024	Bayad	Bhalpur	Rinkuben Zala	INGUARABH-2020-005	550	70	A
<input checked="" type="checkbox"/>	26-10-2024	Bayad	Bhalpur	Kankuben Zala	INGUARABH-2020-006	200	70	A
<input type="checkbox"/>		Bayad	Bhalpur	Kiranben Zala	INGUARABH-2020-007			

Step 18

- Procurement data will be added, here you can also edit individual farmer's data, by clicking on the 'edit' button from three dots under the action columns.

COTTON CONNECT Test Ginner Gujarat

Procurement Details Exit

Download Seed Cotton Procurement Template Upload Seed Cotton Procurement Data Sheet Add Farmer Seed Cotton Procurement Data Final Submit

Test Brand Test Progr... 2023-2024 IND Gujarat Aravalli Test Ginne...
Brand Program Season Country State District Ginner

<input type="checkbox"/>	Action	Date	Taluka/Block/Tehsil	Village	Farmer Name	Farmer Code	Qty. Purchased (Kg)	Rate	Grade
<input type="checkbox"/>	Edit	6-10-2024	Bayad	Bhalpur	Madhuben Zala	INGUARBABH-2020-001	500	72.75	A
<input type="checkbox"/>	Delete	6-10-2024	Bayad	Bhalpur	Rajuba Zala	INGUARBABH-2020-0...	470	72.75	A
<input type="checkbox"/>	⋮	6-10-2024	Bayad	Bhalpur	Ashaben Zala	INGUARBABH-2020-015	600	72.75	A
<input type="checkbox"/>	⋮	16-10-2024	Bayad	Bhalpur	Sajanaben Zala	INGUARBABH-2020-018	1420	72.75	A
<input type="checkbox"/>	⋮	16-10-2024	Bayad	Bhalpur	Rinkuben Zala	INGUARBABH-2020-0...	500	72.75	A
<input type="checkbox"/>	⋮	16-10-2024	Bayad	Bhalpur	Parasben Zala	INGUARBABH-2020-0...	990	72.75	A
<input type="checkbox"/>	⋮	16-10-2024	Bayad	Bhalpur	Taraben Zala	INGUARBABH-2020-0...	525	72.75	A
<input type="checkbox"/>	⋮	16-10-2024	Bayad	Chamarpur	Zala Bharatiben	INGUARBACH-2019-073	700	72.75	A

Step 19

- Edit the details if required and click on the 'save' button under the action column

Test Ginner Gujarat

Procurement Details [Exit](#)

[Download Seed Cotton Procurement Template](#)
[Upload Seed Cotton Procurement Data Sheet](#)
[Add Farmer Seed Cotton Procurement Data](#)
[Final Submit](#)

Test Brand	Test Progr...	2023-2024	IND	Gujarat	Aravalli	Test Ginne...			
Brand	Program	Season	Country	State	District	Ginner			
<input type="checkbox"/>	Action	Date	Taluka/Block/Tehsil	Village	Farmer Name	Farmer Code	Qty. Purchased (Kg)	Rate	Grade
<input type="checkbox"/>		16-10-2024	Bayad	Bhalpur	Madhuben Zala	INGUARBAB H-2020-001	500	72.75	A
<input type="checkbox"/>	:	16-10-2024	Bayad	Bhalpur	Rajuba Zala	INGUARBAB H-2020-0...	470	72.75	A
<input type="checkbox"/>	:	16-10-2024	Bayad	Bhalpur	Ashaben Zala	INGUARBAB H-2020-015	600	72.75	A
<input type="checkbox"/>	:	16-10-2024	Bayad	Bhalpur	Sajanaben Zala	INGUARBAB H-2020-018	1420	72.75	A
<input type="checkbox"/>	:	16-10-2024	Bayad	Bhalpur	Rinkuben Zala	INGUARBAB H-2020-0...	500	72.75	A
<input type="checkbox"/>	:	16-10-2024	Bayad	Bhalpur	Parasben Zala	INGUARBAB H-2020-0...	990	72.75	A
<input type="checkbox"/>	:	16-10-2024	Bayad	Bhalpur	Taraben Zala	INGUARBAB H-2020-0...	525	72.75	A
<input type="checkbox"/>	:	16-10-2024	Bayad	Chamarpur	Zala Bharatiben	INGUARBAC H-2019-073	700	72.75	A

Step 20

- User can also select the farmers to delete the entries.

Test Ginner Gujarat

Procurement Details [Exit](#)

[Download Seed Cotton Procurement Template](#)
[Upload Seed Cotton Procurement Data Sheet](#)
[Add Farmer Seed Cotton Procurement Data](#)

Test Brand	Test Progr...	2023-2024	IND	Gujarat	Aravalli	Test Ginne...			
Brand	Program	Season	Country	State	District	Ginner	Delete		
<input type="checkbox"/>	Date	Taluka/Block/Tehsil	Village	Farmer Name	Farmer Code	Qty. Purchased (Kg)	Rate	Grade	Total Amount
<input checked="" type="checkbox"/>	15-11-2023	Bayad	Bhalpur	Madhuben Zala	INGUARBAB H-2020-001	500	72.75	A	36375
<input checked="" type="checkbox"/>	16-10-2024	Bayad	Bhalpur	Rajuba Zala	INGUARBAB H-2020-0...	470	72.75	A	34192.5
<input checked="" type="checkbox"/>	16-10-2024	Bayad	Bhalpur	Ashaben Zala	INGUARBAB H-2020-015	600	72.75	A	43650
<input type="checkbox"/>	16-10-2024	Bayad	Bhalpur	Sajanaben Zala	INGUARBAB H-2020-018	1420	72.75	A	103305
<input type="checkbox"/>	16-10-2024	Bayad	Bhalpur	Rinkuben Zala	INGUARBAB H-2020-0...	500	72.75	A	36375
<input type="checkbox"/>	16-10-2024	Bayad	Bhalpur	Parasben Zala	INGUARBAB H-2020-0...	990	72.75	A	72022.5
<input type="checkbox"/>	16-10-2024	Bayad	Bhalpur	Taraben Zala	INGUARBAB H-2020-0...	525	72.75	A	38193.75
<input type="checkbox"/>	16-10-2024	Bayad	Chamarpur	Zala Bharatiben	INGUARBAC H-2019-073	700	72.75	A	50925

Step 21

- User can check farmers by clicking on page numbers. On each page, 30 farmers will appear.
- User can now finally submit your procurement request by clicking on "Final Submit" button

Test Ginner Gujarat

Procurement Details
Exit

1
2

Download Seed Cotton Procurement Template
Upload Seed Cotton Procurement Data Sheet
Add Farmer Seed Cotton Procurement Data
Final Submit

Test Brand	Test Progr...	2023-2024	IND	Gujarat	Aravalli	Test Ginne...			
Brand	Program	Season	Country	State	District	Ginner			
<input type="checkbox"/>	Action	Date	Taluka/Block/Tehsil	Village	Farmer Name	Farmer Code	Qty. Purchased (Kg)	Rate	Grade
<input type="checkbox"/>	:	15-11-2023	Bayad	Bhalpur	Madhuben Zala	INGUARBAB H-2020-001	500	72.75	A
<input type="checkbox"/>	:	16-10-2024	Bayad	Bhalpur	Rajuba Zala	INGUARBAB H-2020-0...	470	72.75	A
<input type="checkbox"/>	:	16-10-2024	Bayad	Bhalpur	Ashaben Zala	INGUARBAB H-2020-015	600	72.75	A
<input type="checkbox"/>	:	16-10-2024	Bayad	Bhalpur	Sajanaben Zala	INGUARBAB H-2020-018	1420	72.75	A
<input type="checkbox"/>	:	16-10-2024	Bayad	Bhalpur	Rinkuben Zala	INGUARBAB H-2020-0...	500	72.75	A
<input type="checkbox"/>	:	16-10-2024	Bayad	Bhalpur	Parasben Zala	INGUARBAB H-2020-0...	990	72.75	A
<input type="checkbox"/>	:	16-10-2024	Bayad	Bhalpur	Taraben Zala	INGUARBAB H-2020-0...	525	72.75	A
<input type="checkbox"/>	:	16-10-2024	Bayad	Chamarpur	Zala Bharatiben	INGUARBAB H-2019-073	700	72.75	A

Step 22

- After successful submission, the procurement dashboard will appear, showing all your procurement requests and their status.
- On the dashboard user can start new request or Logout from account as per requirement

Procurement

Logout

Ginning Team Dashboard
Create New Request

Aravalli
Test Program
Farmer's Type LEAN (Graduate)
Farmer 3
Village 1
Quantity 1800
Add Farmer
Delete

Aravalli
Test Program
Farmer's Type LEAN (Graduate)
Farmer 10
Village 2
Quantity 6725

In Process (Check Status)

For any queries or clarifications on seed cotton verification platform and its functionalities

please write to us at:

suresh.paul@cottonconnect.org

anil.dwivedi@cottonconnect.org

Copy and reach out for escalation

pramod.sonune@cottonconnect.org